

2024 annual report to the Community

Seaview Downs Primary School

Seaview Downs Primary School number: 984

Partnership: Marion Coast



School principal:

Samuel Winters

A handwritten signature in blue ink that reads "Samuel Winters".

Date of endorsement:

03/03/2025



Government
of South Australia
Department for Education

Context Statement

Seaview Downs Primary School caters for students from R-6. At the time of this report, the enrolment in 2024 is 327. Seaview Downs Primary School is classified as Category 6 on the Department for Education Index of Educational Disadvantage. At the time of this report, the school population includes 1% Aboriginal students, 3% students with disabilities, 1% students with English as an additional language or dialect (EALD) funded background. Further information about the school is available on the school's website (including its context statement), as well as the My School website.

Data Source: Department for Education data holdings from Mid census captured in AUGUST 2024.

Governing Council Report

Seaview Downs Primary School Annual General Meeting - 2024 In Review

Chairperson's Report, March 4, 2025 – Antony Sheehan

A Governing Council (GC) was elected in 2024 consisting of 12 members plus Sam Winters (Principal) and a rotating teacher representative at all meetings (table below). Special thanks to Cass Sundqvist (Vice Chairperson), Emily Clarke (Secretary), Sasha Mykolajenko, Sam Hards (OSHC) and Sally Pavic (Canteen/Fundraising). Kristy McRae's input as a teacher at GC and with other fundraising activities must also be commended.

Name	Position
Sam Winters	Principal
Antony Sheehan	Chairperson
Cassandra Sundqvist	Vice Chairperson
Emily Clarke	Secretary
Sasha Mykolajenko	Treasurer
Samantha Hards	OSHC
Sally Pavic	Canteen
Emma Van Dongen	
Iain Stanley	
Kim Rogister	
Jarvis Webb	
Jade McArthy	
Naomi Parr	

The 2024 school year was all about the rebuild! The original 2021 State Government pledge of \$19M for capital works investment to upgrade the SDPS facilities commenced in December 2023 and gained full momentum in early 2024. One main building was completed in Term 3 and immediately put to use. It is clear to see that this investment will deliver on its primary objective of offering SDPS students and teachers contemporary learning areas for collaboration and flexibility. The current expectation is that by the end of 2025 when building works are complete, SDPS will be at full capacity with around 460 student enrolments. Combined with Sam's leadership and the strong working culture that he and his team have built, SDPS will very much be the envy of many other schools and Governing Council remain committed in supporting Sam through this incredible transformation.

With regard to school business matters, SDPS GC is responsible for the governance of the school businesses including the Uniform Shop, OSHC and Canteen for which we thank Tammie Manning (Finance Officer) for her excellent input in 2024. Led by Kristy Weekley (Director) our OSHC business has been exceptionally managed through the disruption of the new site build. Due to our inability to offer all of the usual OSHC services in 2024, OSHC incurred a deficit of approximately \$13K. However, the healthy cash surplus that OSHC has built up (\$255K) in recent years has prepared the business well for the 2024-25 site disruption. Many thanks to council member Sam Hards for her excellent work convening this committee again in 2024. The Canteen – our other school business – did not run in 2024 but will likely recommence in late 2025 pending building works. Consultation – led by Sam – also began with the school community in 2024 to refresh its uniform in synch with the freshness of the site build. Watch this space!

Beyond the school businesses it was great to see the involvement of GC and community members in various 2024 school activities like sports-day, assemblies, resilience project events, school sport, music performances and Year 6 graduation. With a brand new school facility soon to be built I think it will only foster increased engagement from GC and the broader school community with the staff and students at SDPS. There is a lot to look forward to in 2025!

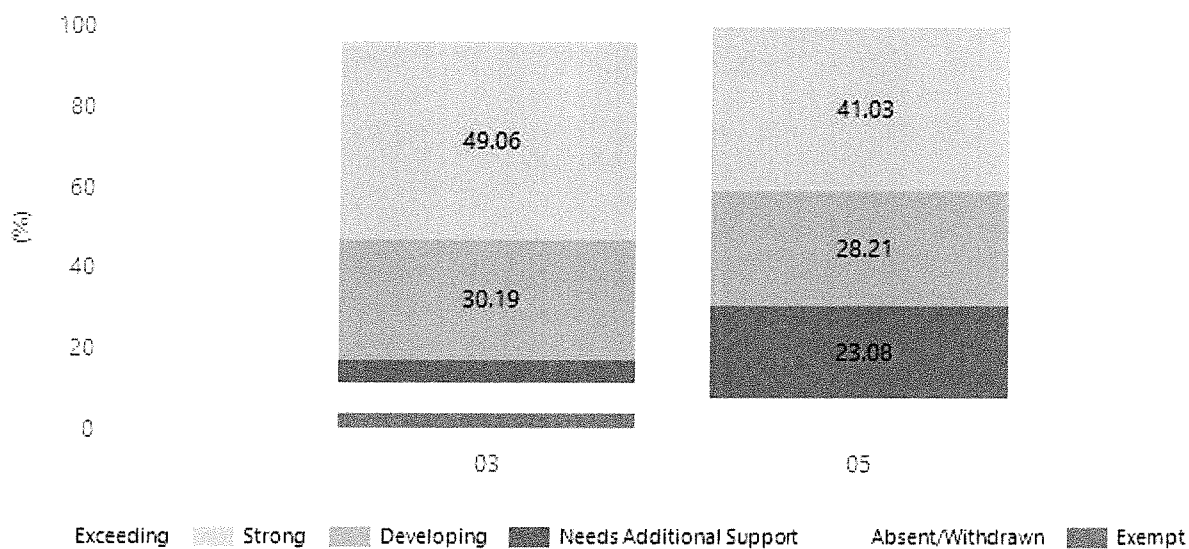
Antony Sheehan (Chairperson)

Performance Summary

NAPLAN Proficiency

In 2023 the Australian Curriculum, Assessment and Reporting Authority (ACARA) - a Commonwealth Independent statutory authority - announced changes to NAPLAN performance reporting. The new approach replaces the previous numerical NAPLAN bands and the national minimum standard.

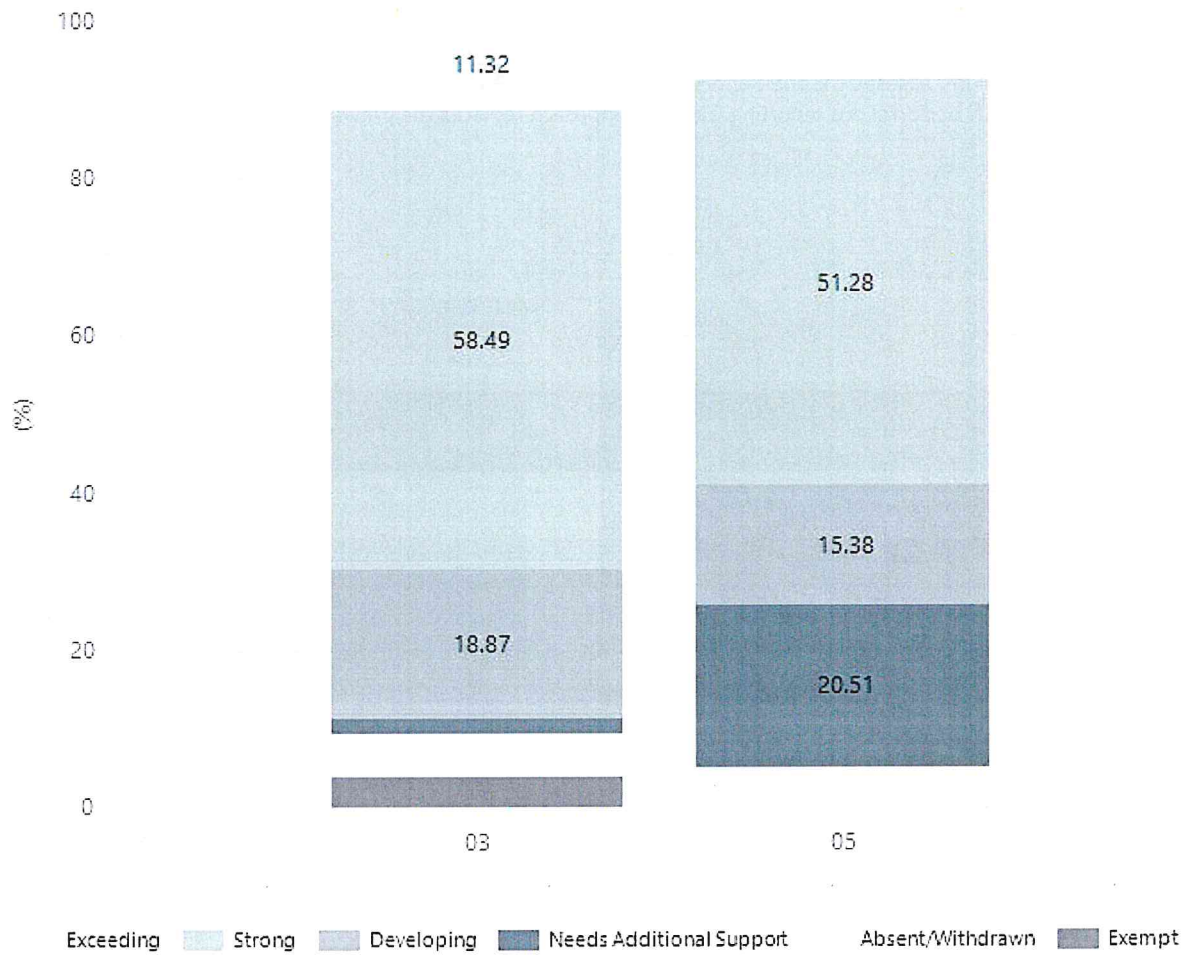
Numeracy



Year Level	03	05
Exceeding	2	
Strong	26	16
Developing	16	11
Needs Additional Support	3	9
Absent/Withdrawn	4	3
Exempt	2	
Total	53	39

Data Source: Department for Education Assessment Data Holdings, 2024. If there are less than 6 students who sat NAPLAN in a school, no information will be shown. If a year level has less than 6 students, that year level will not be shown in NAPLAN results.

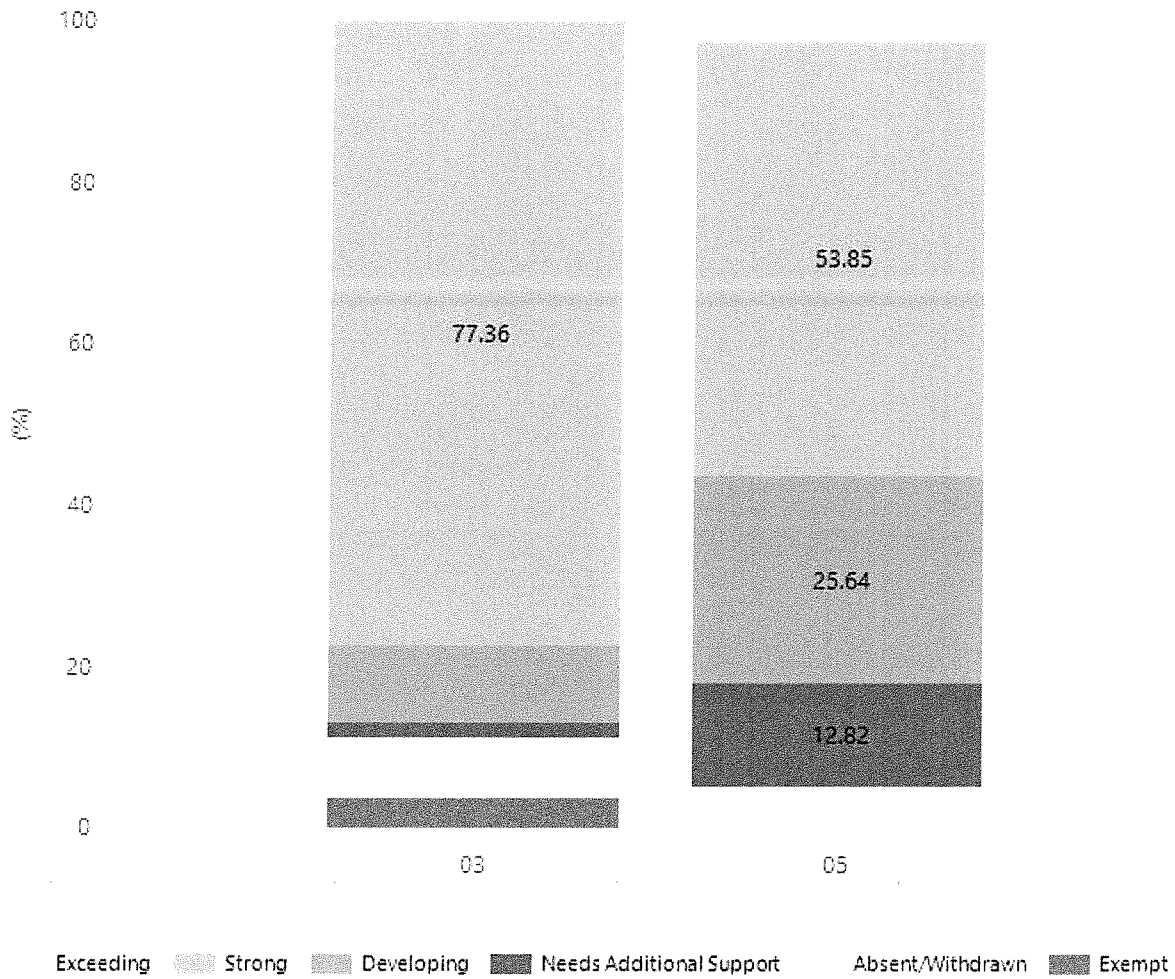
Reading



Year Level	03	05
Exceeding	6	3
Strong	31	20
Developing	10	6
Needs Additional Support	1	8
Absent/Withdrawn	3	2
Exempt	2	
Total	53	39

Data Source: Department for Education Assessment Data Holdings, 2024. If there are less than 6 students who sat NAPLAN in a school, no information will be shown. If a year level has less than 6 students, that year level will not be shown in NAPLAN results.

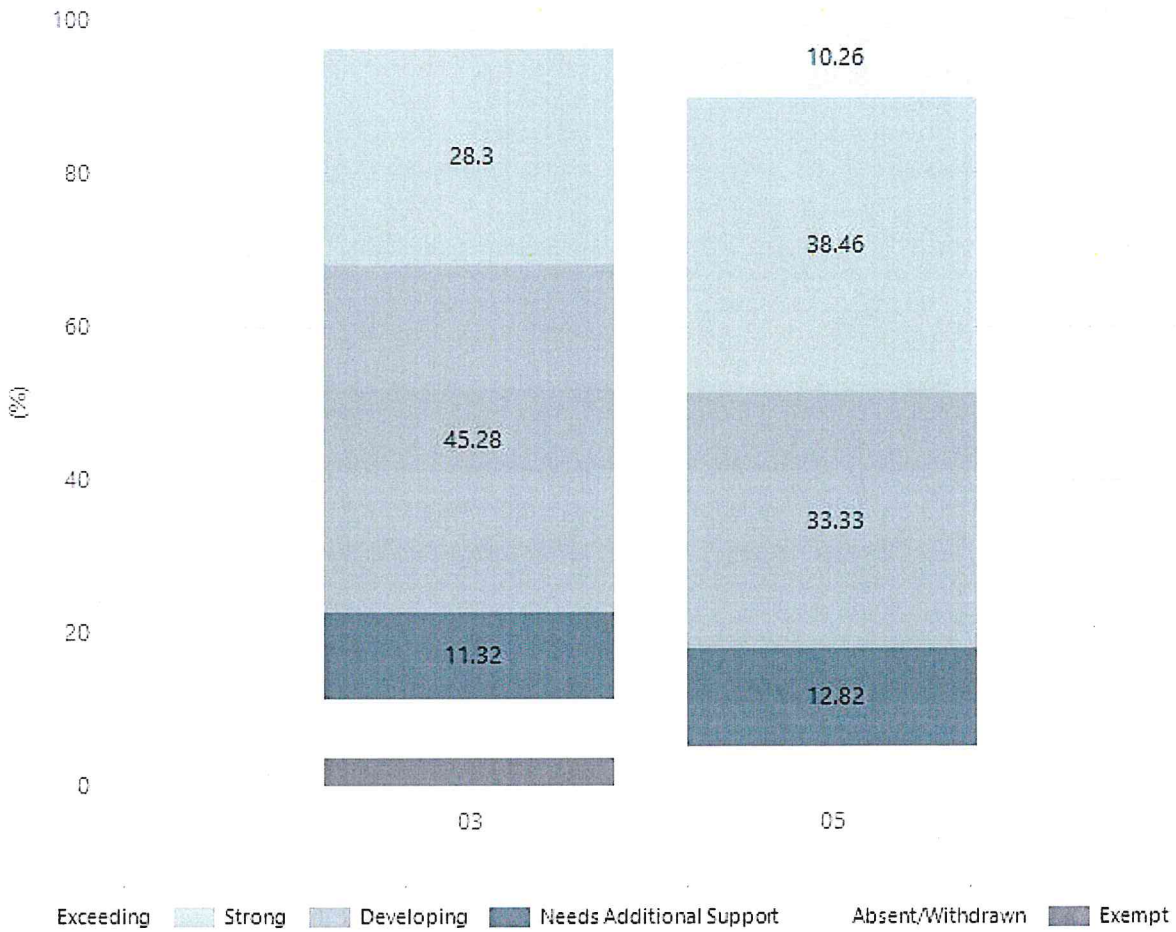
Writing



Year Level	03	05
Exceeding		1
Strong	41	21
Developing	5	10
Needs Additional Support	1	5
Absent/Withdrawn	4	2
Exempt	2	
Total	53	39

Data Source: Department for Education Assessment Data Holdings, 2024. If there are less than 6 students who sat NAPLAN in a school, no information will be shown. If a year level has less than 6 students, that year level will not be shown in NAPLAN results.

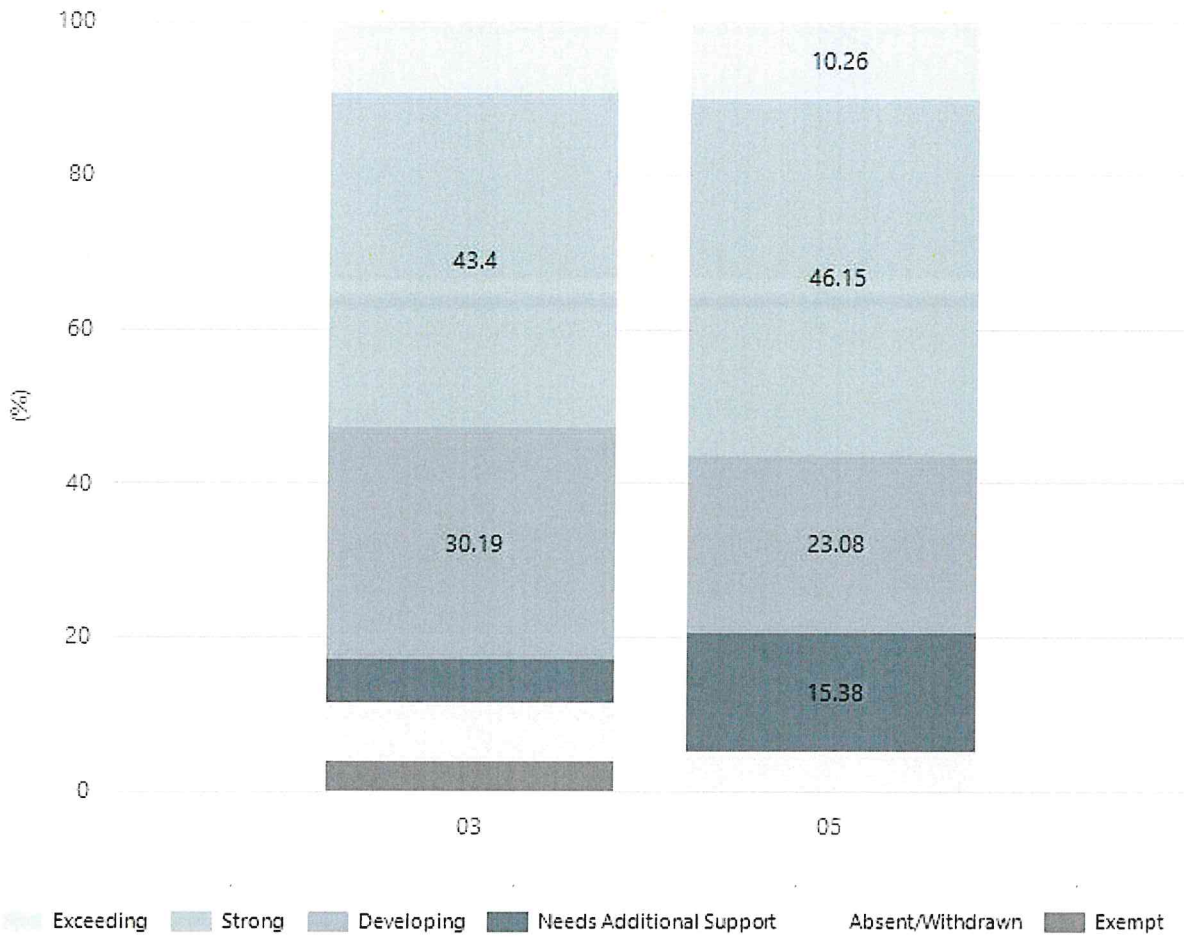
Grammar



Year Level	03	05
Exceeding	2	4
Strong	15	15
Developing	24	13
Needs Additional Support	6	5
Absent/Withdrawn	4	2
Exempt	2	
Total	53	39

Data Source: Department for Education Assessment Data Holdings, 2024. If there are less than 6 students who sat NAPLAN in a school, no information will be shown. If a year level has less than 6 students, that year level will not be shown in NAPLAN results.

Spelling



Year Level	03	05
Exceeding	5	4
Strong	23	18
Developing	16	9
Needs Additional Support	3	6
Absent/Withdrawn	4	2
Exempt	2	
Total	53	39

Data Source: Department for Education Assessment Data Holdings, 2024. If there are less than 6 students who sat NAPLAN in a school, no information will be shown. If a year level has less than 6 students, that year level will not be shown in NAPLAN results.

School Attendance

Year Level	2022	2023	2024
Reception	90.1%	88.7%	91.5%
Year 01	87.4%	89.8%	90.1%
Year 02	88.6%	89.3%	90.9%
Year 03	87.4%	90.8%	91.1%
Year 04	88.9%	88.7%	88.1%
Year 05	90.1%	91.1%	88.6%
Year 06	89.0%	92.2%	89.0%
Total	88.8%	90.0%	90.0%

Data Source: Department for Education Attendance Data, Semester 1 Report 2024. A blank cell indicates there we no students enrolled. 'Primary Other' includes students enrolled in specialised education options. 'Secondary Other' includes students who have already spent a year at Year 12 and elected to undertake further study at Year 12.

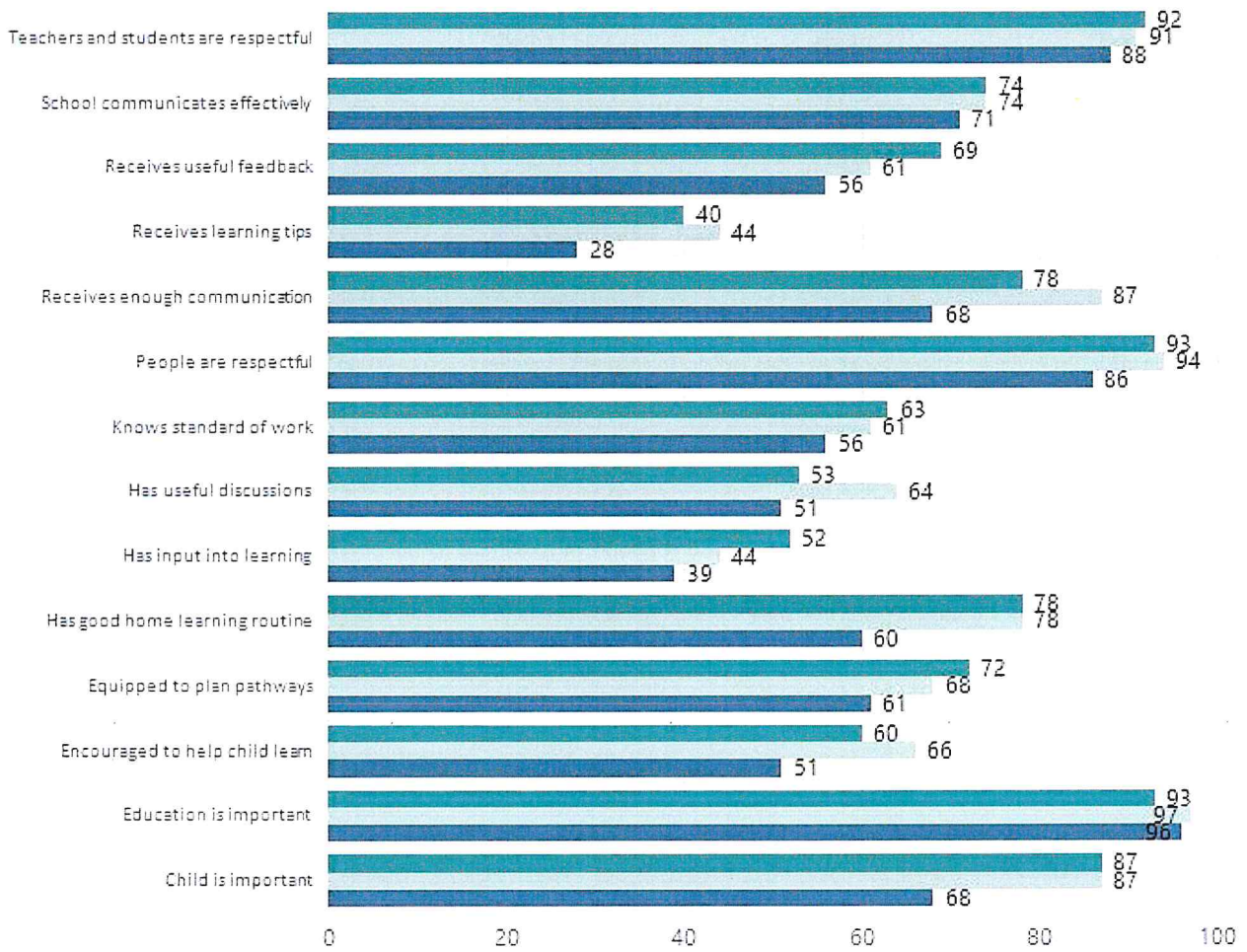
Attendance Comment

In South Australia, all children and young people must be in school from 6 years to 16 years old. They must attend a government or non-government school full time. From age 16 to 17 however, young people must attend school or an approved learning program (such as an apprenticeship, traineeship, accredited course or university). Schools and parents must encourage and support students to come to school every day. Parents and caregivers must make sure their child is enrolled in a school, and attends school all day and everyday it is open, unless a child is sick or has an approved exemption. Teachers and leaders actively follow up when a student misses school, including recording all absences and non-attendance. All schools in South Australia have local attendance procedures governed under the Education and Children's Services Regulations 2020.

School Parent Opinion Survey Results

Proportion of agree/strongly agree response(%)

2022 2023 2024



Data Source: 2024 Department for Education Parent Opinions Survey, Term 3 2024.

Intended Destination

Leave Reason	Number	%
NG - ATTENDING NON-GOV SCHOOL IN SA	7	88.0%
TG - TRANSFERRED TO SA GOVERNMENT SCHOOL	1	13.0%

Data Source: Department for Education Destination Data Report, 2024. Data extract term 3 2024. Data shows recorded destinations for students that left the school in the previous year. Data is uploaded by schools in term 3 and may not reflect final or total figures at time of report creation.

Highest Qualifications held by the teaching workforce and workforce composition

All teachers at this school are qualified and registered with the SA Teachers Registration Board.

Qualification Level	Number of Qualifications
Bachelor's degrees or Diplomas	19
Postgraduate Qualifications	8

Data Source: Data extracted from Mandatory Workforce Information Collections as on the last pay date of June 2024. As self-reported by staff in the system.

Please note: Data includes staff who are Actively employed and on extended paid leave. Please note only the highest qualification of the Teaching staff is reported. Excludes any number of other certifications earned.

Workforce composition including indigenous staff

	Non-Teaching Staff		Teaching Staff	
	Indigenous	Non-Indigenous	Indigenous	Non-Indigenous
Full-Time Equivalent	0.0	6.1	1.0	23.2
Persons	0.0	9.0	1.0	26.0

Data Source: Data extracted from Mandatory Workforce Information Collection as on the last pay date of June 2024.

Please note: Data includes staff who are actively employed and on extended paid leave. "Indigenous category" is self-reported by staff in the system.

Financial Statement

Funding Source	Amount
Grants: State	3,607,611.20
Grants: Commonwealth	6,900.00
Parent Contributions	170,880.00
Fund Raising	5,347.00
Other	38,277.00

Data Source: School supplied data.